



PHRA – Survey Renter (Non-Equity) Response Overview

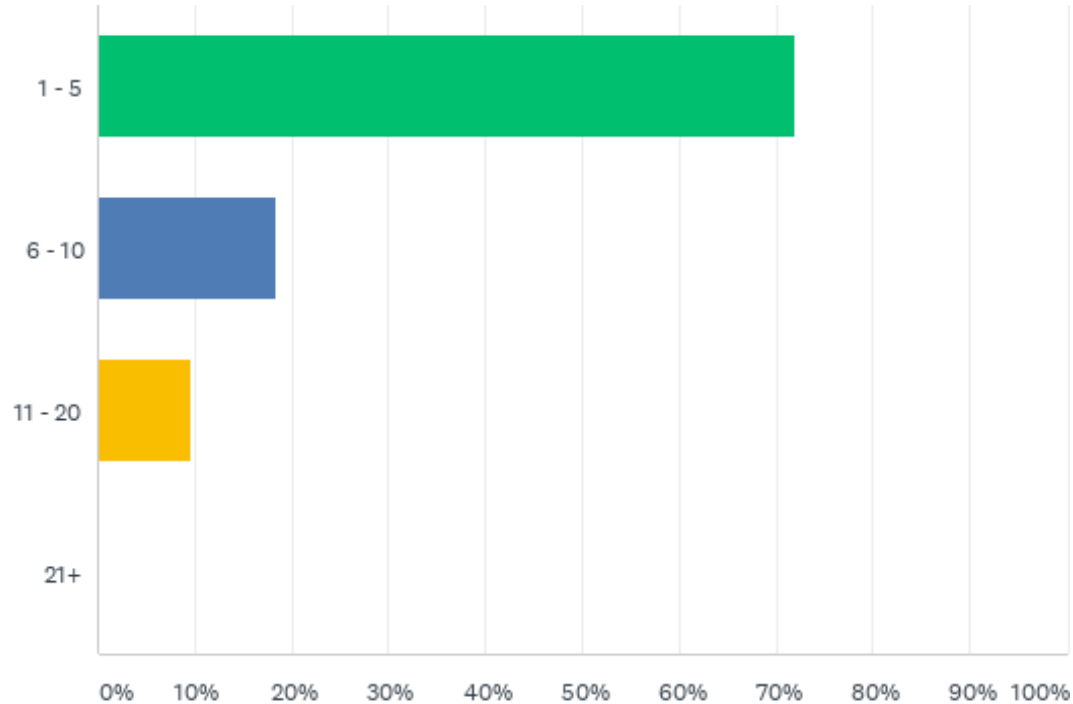
SEPTEMBER 7, 2021

Free Text Responses

- **Food** – Snack bar, vending machines, food trucks, improved refrigerator for member use, ice machine
- **Social events** – Movie night, potluck dinners, water aerobics, crab feast, BBQ, float night, silent auction
- **Lap lanes** – better reservation system, earlier options during summer, more available lanes
- **Check-in** – Technology instead of paper sign-in
- **Upkeep** – Picnic table replacement, heaters, playground (improve), volleyball area
- **Clubhouse** - Year-round use
- **Allow alcohol** - on premises
- **Club times** – Open earlier than 11am on weekends
- **Mosquito control**
- **Second pool**
- **Club house** – Clean, improve and enlarge “sad and depressing”
- **Bath house** – Upgrade/remodel, improvement and upkeep for cleanliness
- **Overall upkeep of club** – clean of deck, pick up trash, vacuum pool
- **Dues increase** – Need more information about what this funding would be used for, how much, etc.
- **More shares offered** – Pool does not seem crowded

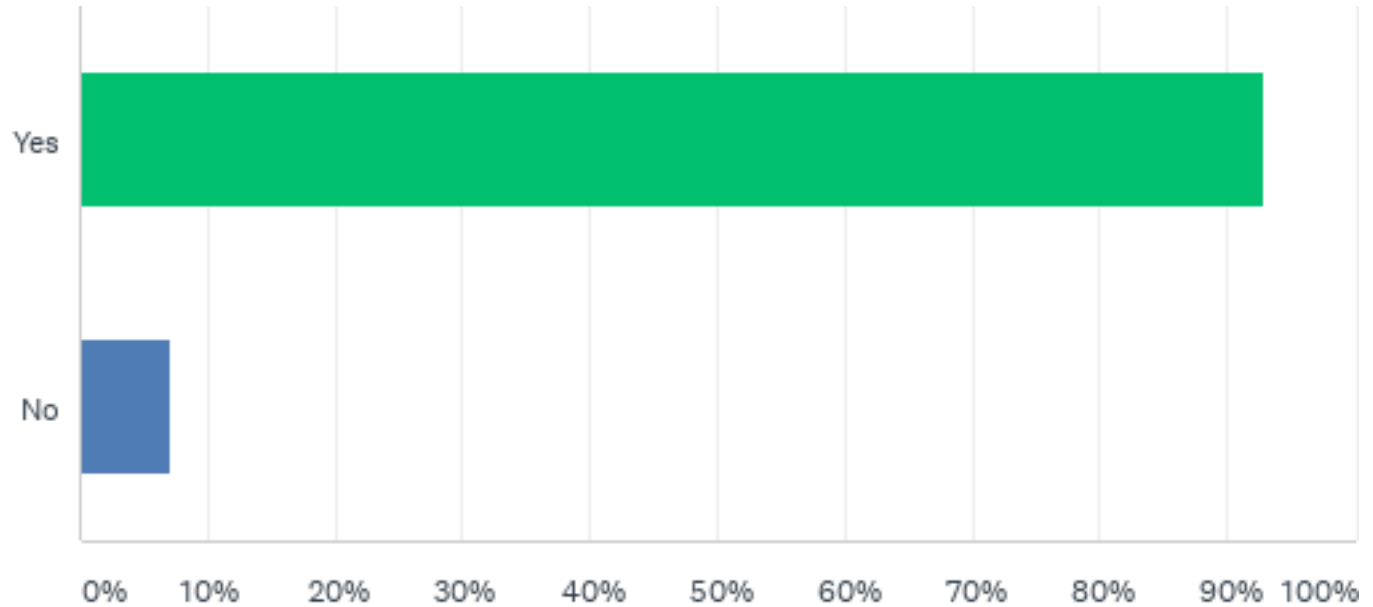
Q3: How many total years have you been a member of PHRA (includes any kind of member - Shareholder/Renter/Honorary)

Answered: 114 Skipped: 0



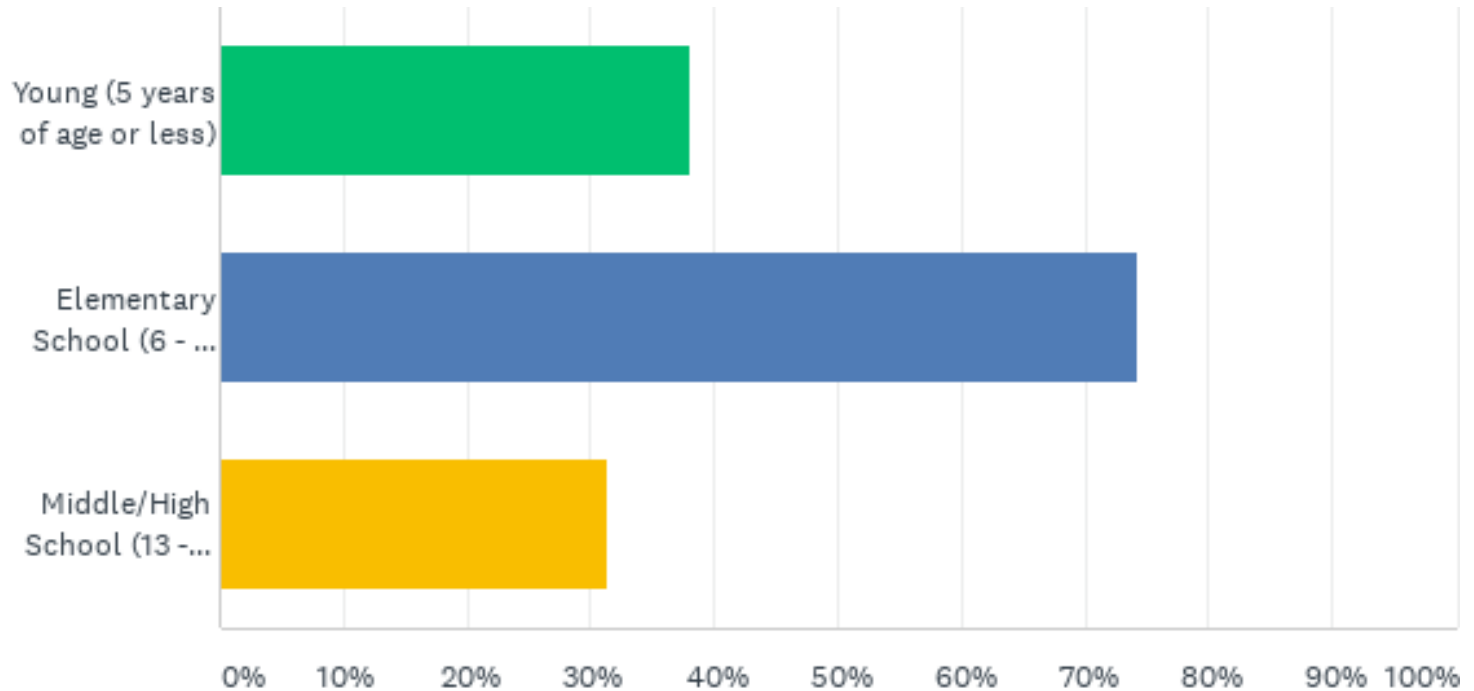
Q4: Do you have dependents living at home that use any part of PHRA's amenities?

Answered: 114 Skipped: 0



Q6: How old are your dependents (check all that apply)

Answered: 105 Skipped: 9



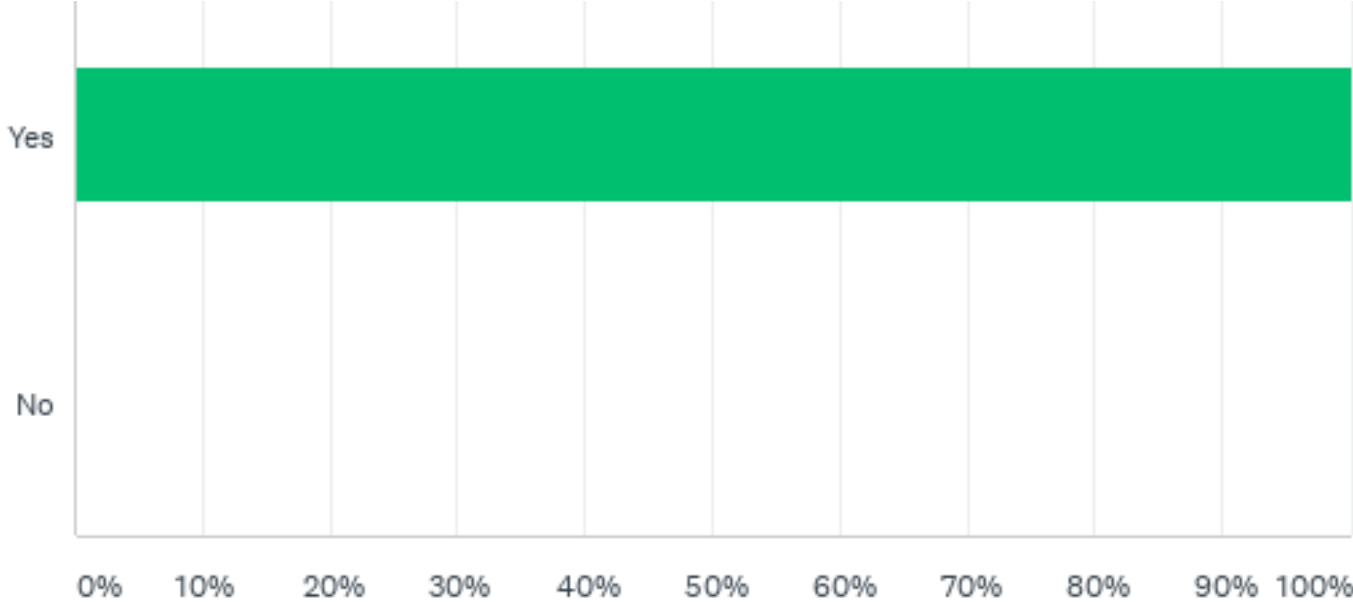
Q6: How old are your dependents (check all that apply)

Answered: 105 Skipped: 9

ANSWER CHOICES	RESPONSES	
Young (5 years of age or less)	38.10%	40
Elementary School (6 - 12 years of age)	74.29%	78
Middle/High School (13 - 18 years of age)	31.43%	33
Total Respondents: 105		

Q7: Do you and/or your family members use the pool facilities?

Answered: 113 Skipped: 1



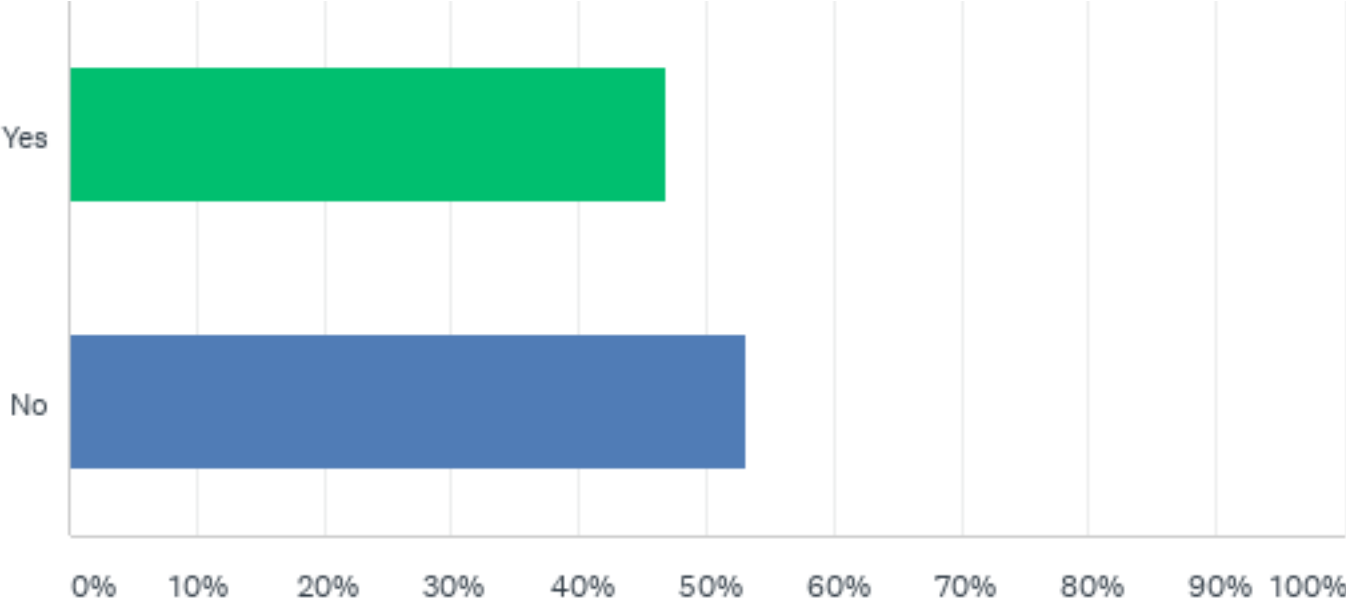
Q8: How often do you use the pool facilities?

Answered: 113 Skipped: 1

ANSWER CHOICES	RESPONSES	
Very Frequently (greater than or equal to 12 times/month on average)	27.43%	31
Frequently (7 - 11 times/month on average)	39.82%	45
Occasionally (2 - 6 times/month on average)	29.20%	33
Rarely (1 time or less/month on average)	3.54%	4
TOTAL		113

Q9: Do you and/or your family members use the tennis facilities?

Answered: 113 Skipped: 1



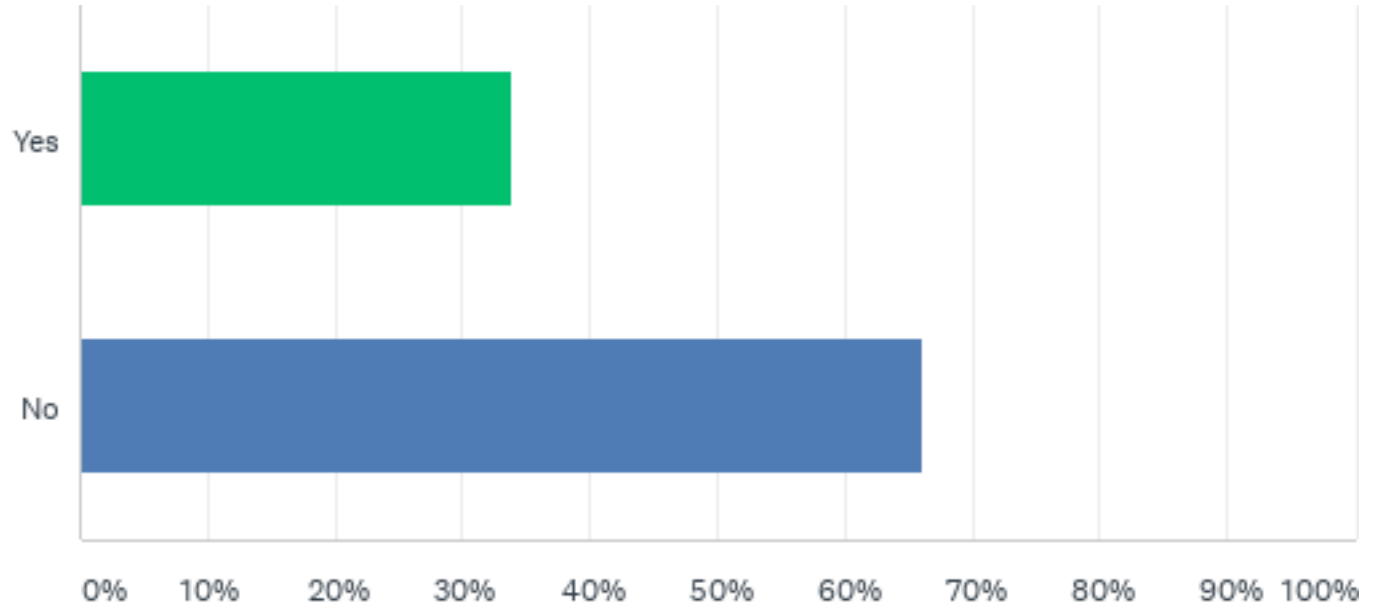
Q10: How often do you and/or your family members use the tennis facilities?

Answered: 52 Skipped: 62

ANSWER CHOICES	RESPONSES	
Very Frequently (greater than or equal to 8 times/month on average)	17.31%	9
Frequently (7 - 11 times/month on average)	13.46%	7
Occasionally (2 - 6 times/month on average)	44.23%	23
Rarely (1 time or less/month on average)	25.00%	13
TOTAL		52

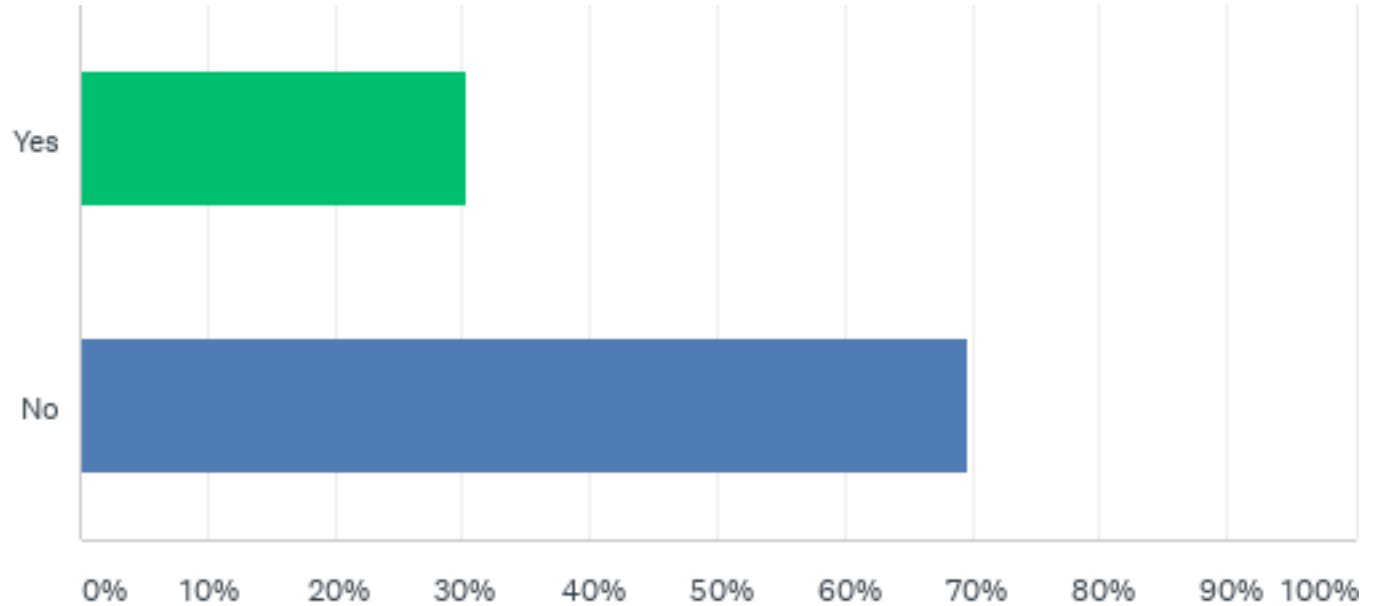
Q11: Do you and/or your family participate in swim team activities?

Answered: 112 Skipped: 2



Q12: Do you and/or your family participate in the tennis program (adult or youth)?

Answered: 112 Skipped: 2



Q13: How important are the following areas of PHRA operation?

Answered: 112 Skipped: 2

	NOT IMPORTANT	SLIGHTLY IMPORTANT	MODERATELY IMPORTANT	IMPORTANT	VERY IMPORTANT	TOTAL
Swimming Pools	0.00% 0	0.00% 0	1.79% 2	4.46% 5	93.75% 105	112
Tennis Courts	6.25% 7	16.07% 18	29.46% 33	22.32% 25	25.89% 29	112
Basketball Court	32.43% 36	25.23% 28	27.03% 30	10.81% 12	4.50% 5	111
Volleyball Court	40.00% 44	25.45% 28	20.91% 23	10.91% 12	2.73% 3	110
Parking Lot	9.01% 10	6.31% 7	22.52% 25	36.04% 40	26.13% 29	111
Grounds Walkways (e.g., trails through the woods behind the pool)	11.61% 13	13.39% 15	27.68% 31	28.57% 32	18.75% 21	112
Grass Field/Overflow Parking Area	14.29% 16	18.75% 21	29.46% 33	25.89% 29	11.61% 13	112

Q14: How satisfied are you with the state of maintenance of the following facilities/areas of PHRA operation?

Answered: 112 Skipped: 2

	NOT SATISFIED	SLIGHTLY SATISFIED	MODERATELY SATISFIED	SATISFIED	VERY SATISFIED	NOT APPLICABLE	TOTAL
Swimming Pools and Surrounding Area	4.46% 5	2.68% 3	16.96% 19	36.61% 41	35.71% 40	3.57% 4	112
Tennis Courts and Surrounding Area	0.00% 0	0.89% 1	8.93% 10	39.29% 44	25.89% 29	25.00% 28	112
Bath House	18.02% 20	16.22% 18	28.83% 32	24.32% 27	5.41% 6	7.21% 8	111
Basketball Court	1.80% 2	9.01% 10	12.61% 14	28.83% 32	6.31% 7	41.44% 46	111
Volleyball Court	1.79% 2	5.36% 6	9.82% 11	25.00% 28	7.14% 8	50.89% 57	112
Parking Lot	3.57% 4	5.36% 6	22.32% 25	47.32% 53	11.61% 13	9.82% 11	112
Grounds Walkways (e.g., trails through the woods behind the pool)	0.89% 1	3.57% 4	16.07% 18	39.29% 44	24.11% 27	16.07% 18	112
Grass Field/Overflow Parking Area	4.55% 5	4.55% 5	9.09% 10	43.64% 48	14.55% 16	23.64% 26	110

Q15: Please select family-friendly items of interest.

Answered: 112 Skipped: 2

ANSWER CHOICES	RESPONSES	
Fall Fest (scavenger hunt, games)	60.71%	68
Spring Fest (Egg hunt, scavenger hunt, games)	53.57%	60
Bingo Night	33.04%	37
Family or Age-grouped Volleyball Tournaments	18.75%	21
Family or Age-grouped Basketball Tournaments	15.18%	17
Cornhole Tournaments	42.86%	48
I am not interested in any of these items of interest	22.32%	25
Total Respondents: 112		

Q16: Please select adult items of interests.

Answered: 112 Skipped: 2

ANSWER CHOICES	RESPONSES	
Socials	59.82%	67
Evening Card Games	20.54%	23
Trivia Night	35.71%	40
Cornhole Tournament	36.61%	41
I am not interested in any of these items of interest	27.68%	31
Total Respondents: 112		

Q18: Please indicate your general posture on facility improvements by selecting all that apply.

Answered: 112 Skipped: 2

ANSWER CHOICES	RESPONSES	
I am not interested in significant or long-term improvements to the PHRA association that would require and significant funding. I prefer to see the Board concentrate on maintaining the existing facility and grounds with regularly-scheduled maintenance improvements.	29.46%	33
I am interested in significant or long-term improvements to the PHRA association.	70.54%	79
Total Respondents: 112		

Q19: Please indicate your general posture on the following.

Answered: 112 Skipped: 2

	NOT INTERESTED	SLIGHTLY INTERESTED	MODERATELY INTERESTED	INTERESTED	VERY INTERESTED	TOTAL
A clubhouse with a year-round capability and all necessary bath house facilities.	19.64% 22	19.64% 22	20.54% 23	21.43% 24	18.75% 21	112

Q20: Please indicate your general posture on the following.

Answered: 112 Skipped: 2

	NOT INTERESTED	SLIGHTLY INTERESTED	MODERATELY INTERESTED	INTERESTED	VERY INTERESTED	TOTAL
Bubble the pool in the off-season/cooler months to expand access during the entire year.	18.75% 21	17.86% 20	13.39% 15	18.75% 21	31.25% 35	112

Q21: Please indicate your general posture on the following.

Answered: 112 Skipped: 2

	NOT INTERESTED	SLIGHTLY INTERESTED	MODERATELY INTERESTED	INTERESTED	VERY INTERESTED	TOTAL
Add shade coverage to the raised deck behind the baby pool and access steps to baby pool area.	30.36% 34	19.64% 22	15.18% 17	22.32% 25	12.50% 14	112

Q22: Please indicate your general posture on the following.

Answered: 112 Skipped: 2

	NOT INTERESTED	SLIGHTLY INTERESTED	MODERATELY INTERESTED	INTERESTED	VERY INTERESTED	TOTAL
Add a separate lap lane pool.	34.82% 39	23.21% 26	10.71% 12	14.29% 16	16.96% 19	112

Q23: Please indicate your general posture on the following.

Answered: 112 Skipped: 2

	NOT INTERESTED	SLIGHTLY INTERESTED	MODERATELY INTERESTED	INTERESTED	VERY INTERESTED	TOTAL
Expand baby pool area with possible enhancements such as a beach front type wading area with sprinklers, fountains, etc.	43.75% 49	19.64% 22	12.50% 14	8.93% 10	15.18% 17	112

Q24: Please indicate your general posture on the following.

Answered: 112 Skipped: 2

	NOT INTERESTED	SLIGHTLY INTERESTED	MODERATELY INTERESTED	INTERESTED	VERY INTERESTED	TOTAL
An increase in membership dues to help fund major projects.	27.68% 31	26.79% 30	18.75% 21	21.43% 24	5.36% 6	112

Q25: Please indicate your general posture on the following.

Answered: 112 Skipped: 2

	NOT INTERESTED	SLIGHTLY INTERESTED	MODERATELY INTERESTED	INTERESTED	VERY INTERESTED	TOTAL
A one-time assessment to fund capital improvement projects.	33.04% 37	27.68% 31	21.43% 24	14.29% 16	3.57% 4	112

Q26: Please indicate your general posture on the following.

Answered: 112 Skipped: 2

	NOT INTERESTED	SLIGHTLY INTERESTED	MODERATELY INTERESTED	INTERESTED	VERY INTERESTED	TOTAL
PHRA obtaining a loan to fund major projects.	13.39% 15	16.96% 19	32.14% 36	23.21% 26	14.29% 16	112

Q27: Please indicate your general posture on the following.

Answered: 112 Skipped: 2

	NOT INTERESTED	SLIGHTLY INTERESTED	MODERATELY INTERESTED	INTERESTED	VERY INTERESTED	TOTAL
PHRA selling more shares (currently limited to 500 as documented in PHRA bylaws) to fund major projects.	33.04% 37	15.18% 17	18.75% 21	19.64% 22	13.39% 15	112

Q29: Please provide your thoughts regarding maintaining higher reserves.

Answered: 111 Skipped: 3

ANSWER CHOICES	RESPONSES	
No, maintain current level	38.74%	43
Increase reserve account to \$175,000	23.42%	26
Increase reserve account to \$200,000	29.73%	33
Increase reserve account to \$225,000	0.90%	1
Increase reserve account to \$250,000	7.21%	8
TOTAL		111